



## EMR Components Designed For Long Term Care

### Prerequisites

- Tutorial #4 GL Account Maintenance

### Overview

This tutorial will guide you through the setup of Medicaid Per Diem rates in the Medeasy3 System.

### Per Diem Reimbursement Rates

In the “Receivables” area of Medeasy (top menu) , select “Reimbursement Rates” from the left menu bar. Select your Medicaid payor from the Payor dropdown list and “Per Diem” from the Code Type dropdown list.

	ID	Rate ID	RUG Code	CodeDescription	Reimbursement Rate	Effective Date
Select	2636		1	Skilled		
Select	2637		2	ICF		
Select	3446		8	Hospice		

Medeasy has set up your Medicaid rate codes. Note that Bed Hold is addressed in tutorial 9. **Please contact Medeasy if you need additional rate codes set up for Medicaid in your state.** This tutorial will teach you how to set up reimbursement rates for codes that have already been created.

Select the “Skilled” rate code from the grid and click “Edit”.

	ID	Rate ID	RUG Code	CodeDescription	Reimbursement Rate	Effective Date
Select	2636		1	Skilled		
Select	2637		2	ICF		
Select	3446		8	Hospice		



## EMR Components Designed For Long Term Care

This will bring you to the rate history screen for the selected payor/code. To add a rate, click “New”.

**Note:** revenue codes marked as accommodation charges will be displayed here for reference.

**Payor / Reimbursement Rate History**  
 Manage payor rates for selected rate code

Payor: MEDICAID - A test payor  
 PER DIEM Code: 1 [Previous](#) [Next](#)  
 Description: Skilled

Facility Charges through accommodation revenue codes instead  
 0110 - Private Room - \$150.00  
 0120 - Semi-private Room - \$140.00

[List](#)  [Edit](#) [Delete](#)

No data to display

Enter the rate and effective date, and click the “Save” button to save the rate, or the “Close” button to cancel.

**Payor / Reimbursement Rate**  
 Rate detail entry for specified payor and rate code

Code: 1 Skilled  
 Payor: MEDICAID - A test payor

Payment Rate: 180.00  
 Effective Date: 10/1/2011

New with Medeasy3, you can maintain a history of reimbursement rates. When you are finished editing rates for this payor and Per Diem code, click the “Close” button to return to the list of all Per Diem codes.

**Payor / Reimbursement Rate History**  
 Manage payor rates for selected rate code

Payor: MEDICAID - A test payor  
 PER DIEM Code: 1 [Previous](#) [Next](#)  
 Description: Skilled

Facility Charges through accommodation revenue codes instead  
 0110 - Private Room - \$150.00  
 0120 - Semi-private Room - \$140.00

[List](#) [New](#) [Edit](#) [Delete](#)

	ID	Reimbursement Rate	Effective Date
<a href="#">Select</a>	612	182.00	01/01/2012
<a href="#">Select</a>	610	180.00	10/01/2011
<a href="#">Select</a>	611	170.00	07/01/2011



## EMR Components Designed For Long Term Care

### More Information

Training access is available by clicking on the Medeasy Man. The information screen displayed will give brief tips and a link to training tutorials and videos.

#### Rate Code Information



Additional Info on the topic of this form

---

[Close](#)



#### Payor / Reimbursement Rate Information



Additional Info on the topic of this form

---

[Close](#)







Live Support by Comm100

- HOME PAGE
- SOFTWARE
- NEWS
- SUPPORT
- CORPORATE
- DOWNLOADS

### Medeasy3 System's Financial Training Materials

#### Training Manuals

	<b>Tutorial #1 Attending Physician Information</b> Learn how to manage physician information plus all facility contact types.	10/11/2011
	<b>Tutorial #2 Admissions</b> Quick overview of how the admissions functions work in the Medeasy3 System.	10/11/2011
	<b>Tutorial #3 Payor Maintenance</b> Learn how to manage basic payor information including private insurance.	10/11/2011
	<b>Tutorial #4 GL Account Maintenance</b> Learn how to quickly set up, manage and navigate through GL Accounts.	10/13/2011

**On the WEB**  
www.medeasyinc.com

**Solution Questions**  
info@medeasyinc.com

**Support Questions**  
support@medeasyinc.com